



# WORK TABLES

## GALVANIZED UNDERSHELF

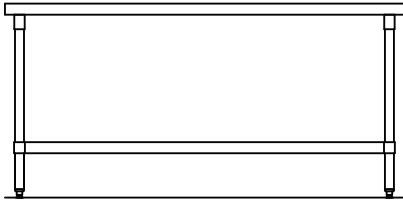


Item #:

Qty #:

Model #:

Project #:



### WORK TABLE FEATURES:

- All units shipped knocked down to reduce shipping cost.
- Tops reinforced with galvanized hat channels and sound deadened
- Square edge design for clean abutment to other equipment
- Legs: 1 5/8" O.D. 16 gauge galvanized with adjustable bullet feet
- Undershelves: 18 gauge galvanized
- Standard working height is 35"
- All tables 84" and longer come standard with 6 legs

### WORK TABLE OPTIONS:

#### PARAMOUNT SERIES

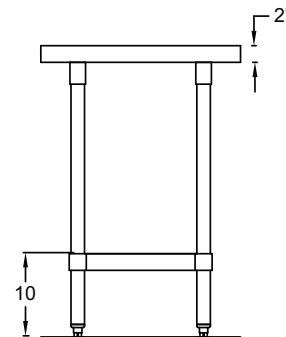
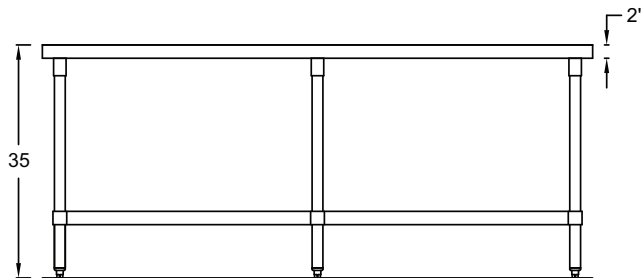
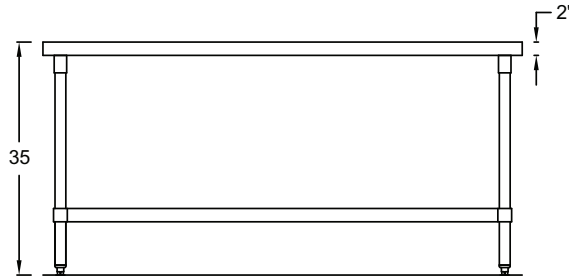
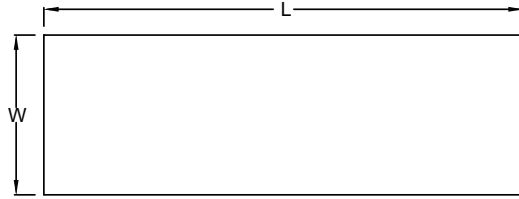
- 14 Gauge type 304 stainless steel tops
- Galvanized legs with undershelf
- Available in 24", 30", and 36" widths

#### STANDARD SERIES

- 16 gauge type 304 stainless steel tops
- Galvanized legs and undershelf
- Available in 24", 30", and 36" widths.

DIMENSIONS		PARAMOUNT		STANDARD	
WIDTH	LENGTH	MODEL NO.	WT.	MODEL NO.	WT.
24	18"	RJ-P-TUG-2418	55	RJ-S-TUG-2418	50
	2'	RJ-P-TUG-242	61	RJ-S-TUG-242	55
	3'	RJ-P-TUG-243	76	RJ-S-TUG-243	69
	4'	RJ-P-TUG-244	90	RJ-S-TUG-244	82
	5'	RJ-P-TUG-245	105	RJ-S-TUG-245	95
	6'	RJ-P-TUG-246	118	RJ-S-TUG-246	107
	7'	RJ-P-TUG-247	142	RJ-S-TUG-247	129
	8'	RJ-P-TUG-248	157	RJ-S-TUG-248	143
	9'	RJ-P-TUG-249	173	RJ-PSTUG-249	157
	10'	RJ-P-TUG-2410	185	RJ-S-TUG-2410	168
	11'	RJ-P-TUG-2411	200	RJ-S-TUG-2411	180
30	12'	RJ-P-TUG-2412	215	RJ-S-TUG-2412	190
	18"	RJ-P-TUG-3018	66	RJ-S-TUG-3018	60
	2'	RJ-P-TUG-302	72	RJ-S-TUG-302	65
	3'	RJ-P-TUG-303	85	RJ-S-TUG-303	77
	4'	RJ-P-TUG-304	103	RJ-S-TUG-304	94
	5'	RJ-P-TUG-305	116	RJ-S-TUG-305	106
	6'	RJ-P-TUG-306	137	RJ-S-TUG-306	125
	7'	RJ-P-TUG-307	167	RJ-S-TUG-307	152
	8'	RJ-P-TUG-308	182	RJ-S-TUG-308	166
	9'	RJ-P-TUG-309	189	RJ-S-TUG-309	172
	10'	RJ-P-TUG-3010	196	RJ-S-TUG-3010	178
36	11'	RJ-P-TUG-3011	210	RJ-S-TUG-3011	190
	12'	RJ-P-TUG-3012	225	RJ-S-TUG-3012	205
	18"	RJ-P-TUG-3618	73	RJ-S-TUG-3618	63
	2'	RJ-P-TUG-362	78	RJ-S-TUG-362	68
	3'	RJ-P-TUG-363	91	RJ-S-TUG-363	86
	4'	RJ-P-TUG-364	115	RJ-S-TUG-364	106
	5'	RJ-P-TUG-365	131	RJ-S-TUG-365	121
	6'	RJ-P-TUG-366	155	RJ-S-TUG-366	143
	7'	RJ-P-TUG-367	188	RJ-S-TUG-367	180
	8'	RJ-P-TUG-368	206	RJ-S-TUG-368	190
	9'	RJ-P-TUG-369	216	RJ-S-TUG-369	199
10'	RJ-P-TUG-3610	226	RJ-S-TUG-3610	208	
11'	RJ-P-TUG-3611	240	RJ-S-TUG-3611	220	
12'	RJ-P-TUG-3612	260	RJ-S-TUG-3612	230	

# DIMENSIONS & SPECIFICATIONS



DIMENSIONS ARE TYPICAL (TOL. +/- 1/2")

MODEL	L	W	MODEL	L	W	MODEL	L	W
RJ-TUG-2418	18"	24"	RJ-TUG-3018	18"	30"	RJ-TUG-3618	18"	36"
RJ-TUG-242	2'	24"	RJ-TUG-302	2'	30"	RJ-TUG-362	2'	36"
RJ-TUG-243	3'	24"	RJ-TUG-303	3'	30"	RJ-TUG-363	3'	36"
RJ-TUG-244	4'	24"	RJ-TUG-304	4'	30"	RJ-TUG-364	4'	36"
RJ-TUG-245	5'	24"	RJ-TUG-305	5'	30"	RJ-TUG-365	5'	36"
RJ-TUG-246	6'	24"	RJ-TUG-306	6'	30"	RJ-TUG-366	6'	36"
* RJ-TUG-247	7'	24"	* RJ-TUG-307	7'	30"	* RJ-TUG-367	7'	36"
* RJ-TUG-248	8'	24"	* RJ-TUG-308	8'	30"	* RJ-TUG-368	8'	36"
* RJ-TUG-249	9'	24"	* RJ-TUG-309	9'	30"	* RJ-TUG-369	9'	36"
* RJ-TUG-2410	10'	24"	* RJ-TUG-3010	10'	30"	* RJ-TUG-3610	10'	36"
* RJ-TUG-2411	11'	24"	* RJ-TUG-3011	11'	30"	* RJ-TUG-3611	11'	36"
* RJ-TUG-2412	12'	24"	* RJ-TUG-3012	12'	30"	* RJ-TUG-3612	12'	36"

\* All tables 84" or longer come standard with 6 legs.  
 \* All units shipped knock down for reduced shipping cost.



RJ Fabricators reserves the right to progressively alter our product specifications to maintain our premium quality.